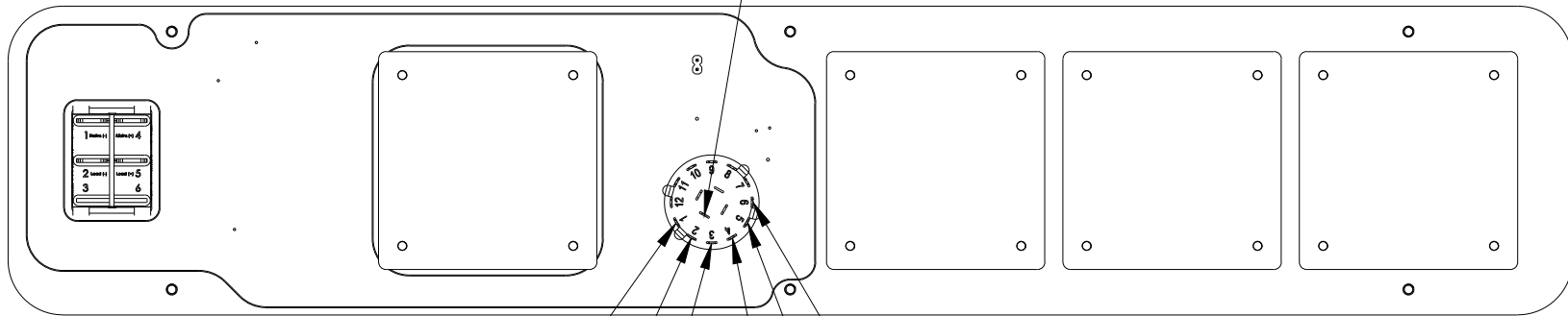


Please note that the wiring diagram shows the panel from the rear

GROUND (COMMON)



EXT PWR

BAT

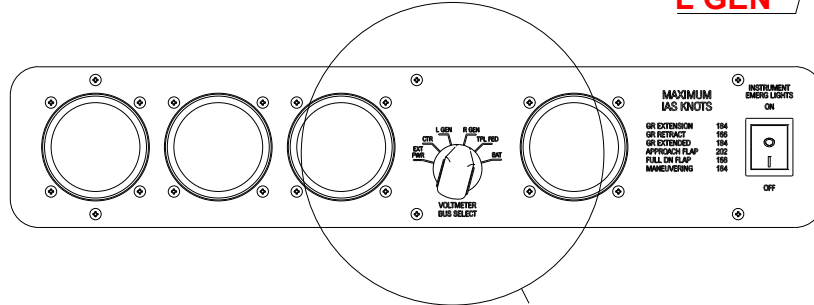
CTR

TPL FED

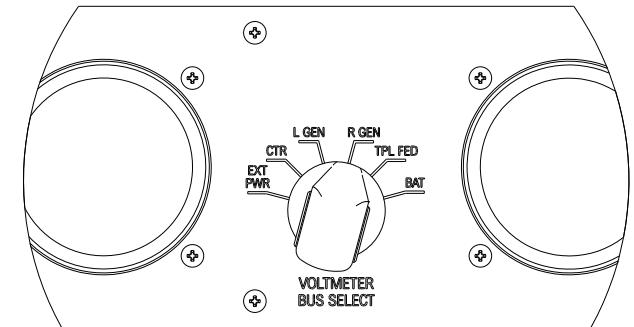
L GEN

R GEN

A (1:2)



A



Dept.	Technical reference	Created by <b>Ruscool Electronics</b> 3/11/2025	Approved by
Please note that all dimensions are shown in millimetres  <b>RUSCOOL</b> ELECTRONICS LIMITED		Document type	Document status
		Title <b>B350 Lower Overhead Panel v5.21</b> <b>Wiring for RS26 Rotary Switch</b>	DWG No.
Rev.	Date of issue	Sheet <b>1/1</b>	